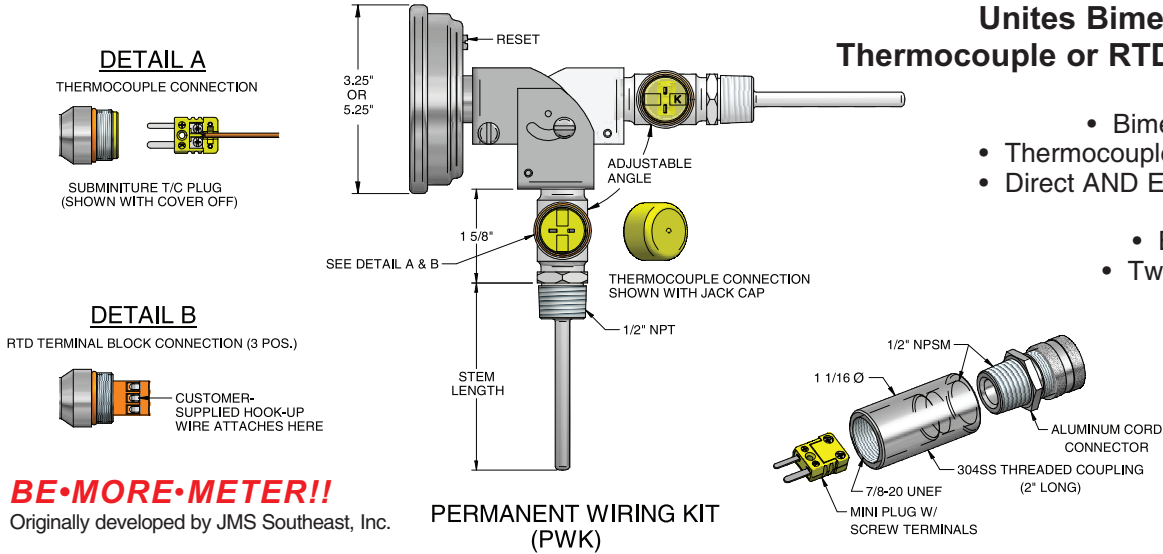


# ANALOG BEMOMETER

**Unites Bimetal with either Thermocouple or RTD Technology!**

- Bimetal Dependability
- Thermocouple / RTD Accuracy
- Direct AND Electronic Reading
  - Easy To Use
  - Easy To Calibrate
- Two Sensors in One Instrument




**BE•MORE•METER!!**

Originally developed by JMS Southeast, Inc.

This thermometer combines the convenience, simplicity, and self-powered actuation of a bimetal thermometer with the digital accuracy and data acquisition capabilities of a thermocouple or RTD. With standards traceable to the NIST, this new instrument offers simplified calibration for ISO 9000 compliance and other statistical process control requirements. It is also ideal in applications requiring easy and quick readability while still affording a means of electronic data acquisition. There is no need to add additional access points or thermowells to your existing process in order to gain different types or readings.

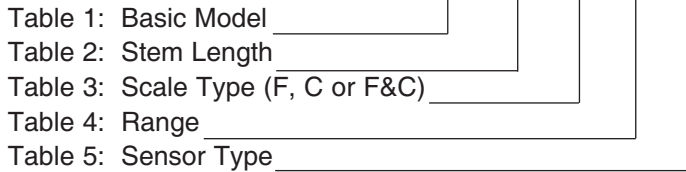
This is available with a 3" or 5" dial, in a Back Connected or Adjustable angle case, 1/4" stem diameter in lengths to 12", 1/2" NPT connection, in ranges from -100°F (-70°C) to 500°F (260°C), with Fahrenheit, Celsius and Dual Scale Dials available. Thermocouple output may be accessed via a plug-in connector; RTD output is accessed by a terminal block. Both have 1/2" conduit threaded mounting (PWK option) and a plastic cap standard. Optional weatherproof housing is available. Construction is of type 304 series stainless steel with a glass crystal. It is hermetically sealed per ASME B40.3 standard. It also comes with a one-year warranty.



People who purchased this also purchased socket cap sensors. (See page 4-3 for details.)

## How To Order Your Adjustable Angle Bemometer:

**JMS PART NUMBER:** ANA 30 060 0 01 K - PWK (Optional) Permanent Wiring Kit



KEY	DESCRIPTION
30	3" Back connection
32	3" Adjustable angle
50	5" Back connection
52	5" Adjustable angle

KEY	DESCRIPTION
040	4 inches
060	6 inches
090	9 inches
120	12 inches
X	Other, specify

KEY	DESCRIPTION
0	Dual scale °F / °C
1	Celsius only
2	Fahrenheit only

KEY	DESCRIPTION	Celsius only	Fahrenheit only
	Dual scale F/C		
01	-100/150°F & -70/70°C	-70/70°C	-100/150°F
02	-40/120°F & -40/50°C	-50/50°C	-40/120°F
03	25/125°F & -5/50°C	0/50°C	25/125°F
04	0/140°F & -20/60°C		0/140°F
05	0/200°F & -15/90°C	0/100°C	0/200°F
06	0/250°F & -20/120°C	-20/120°C	0/250°F
07	20/240°F & -5/115°C		20/240°F
08	50/300°F & 10/150°C	0/150°C	50/300°F
09	50/400°F & 10/200°C	0/200°C	50/400°F
10	50/500°F & 10/260°C	0/250°C	50/500°F

KEY	DESCRIPTION
J	Thermocouple output, Type J
K	Thermocouple output, Type K
E	Thermocouple output, Type E
T	Thermocouple output, Type T
3	100Ω RTD output, 3 wire

